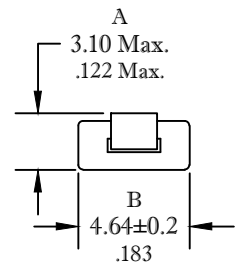
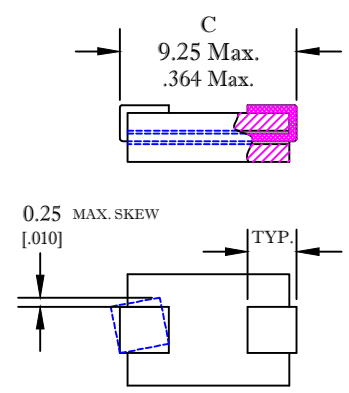
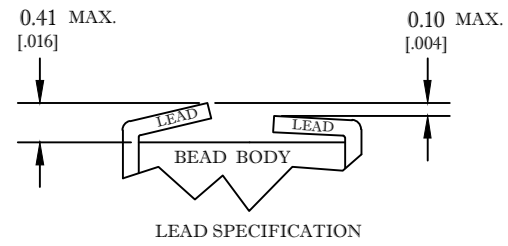
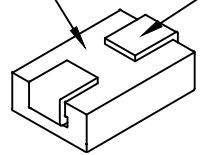


** Not all features are shown in this drawing. For more detailed information, please contact your Fair-Rite representative.

UNCONTROLLED ~CATALOG~ DRAWING

SIZE	PART NO.	REV.
B	2773037447	~

FR# 2673737011 →
 1.27mm X 0.20mm [.050 X" X .008"] FLAT WIRE
 FR# 0100017101



DIMENSIONS
 BOLD NUMBERS ARE IN MILLIMETERS
 LIGHT NUMBERS ARE IN INCHES

ELECTRICAL SPECIFICATIONS

IMPEDANCE (OHMS)	
10 MHz	25 MHz
48 Min.	62 Min.

NOTES:

- 1 - WIRE IS OXYGEN FREE, HIGH CONDUCTIVITY COPPER.
- 2 - WIRE MEETS FAIR-RITE PRODUCTS CORP. SOP# ELC-57, FOR SOLDERABILITY.
- 3 - THIS PART MEETS FAIR-RITE PRODUCTS VISUAL INSPECTION CRITERIA FOR SURFACE MOUNT SHIELD BEADS.
- 4 - PART MEETS FAIR-RITE PRODUCTS SOP# ELC-27, FOR THERMAL SHOCK RESISTANCE.
- 5 - IMPEDANCE MEASURED ON A HP4191A, USING A 16092A TEST FIXTURE.

FR# 73

FAIR-RITE PRODUCTS CORP.				
TITLE WIDE BODY SURFACE MOUNT BEAD				
DRAWN BY D. FOOTE	DATE 9/16/2019	SIZE B	PART NO. 2773037447	REV. ~
CHKD BY				
APPRVD BY		SCALE: NONE	SHEET 1 OF 1	