

EMI Suppression Beads

(2673015301)

Part Number: 2673015301

73 SHIELD BEAD

Explanation of Part Numbers:

- Digits 1 & 2 = Product Class
- Digits 3 & 4 = Material Grade
- Last digit 1 = Not Burnished 2 = Burnished
- The last digit of the Parylene coated part is a "4," which is available upon request. The minimum coating thickness beads is 0.005 mm (0.0002").

Fair-Rite offers a broad selection of ferrite EMI suppression beads with guaranteed minimum impedance specifications.

Our "Shield Bead Kit" (part number 0199000019) contains a selection of these beads.

For any EMI suppression bead requirement not listed here, feel free to contact our customer service for availability and pricing.

[Catalog Drawing](#)

[3D Model](#)

The C dimension, the bead length, can be modified to suit specific applications.

Weight: 0.32 (g)

| Dim | mm | mm tol | nominal inch | inch misc. |
|-----|------|--------|--------------|------------|
| A | 4.1 | -0.25 | 0.156 | - |
| B | 1.8 | ±0.15 | 0.071 | - |
| C | 6.85 | ±0.25 | 0.27 | - |

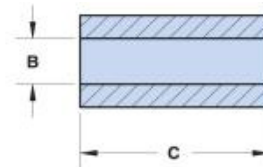
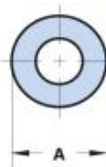


Chart Legend

+ Test frequency

- The column "H (Oe)" gives for each bead the calculated dc bias field in oersted for 1 turn and 1 ampere direct current. The actual dc H field in the application is this value of "H" times the actual

NI (ampere-turn) product. For the effect of the dc bias on the impedance of the bead material, see figures 18-23 in the application note [How to choose Ferrite Components for EMI Suppression](#).

| Typical Impedance (Ω) | |
|--------------------------------|------|
| 1 MHz | 19.4 |
| 5 MHz | 47 |
| 10 MHz ⁺ | 63 |
| 25 MHz ⁺ | 64 |

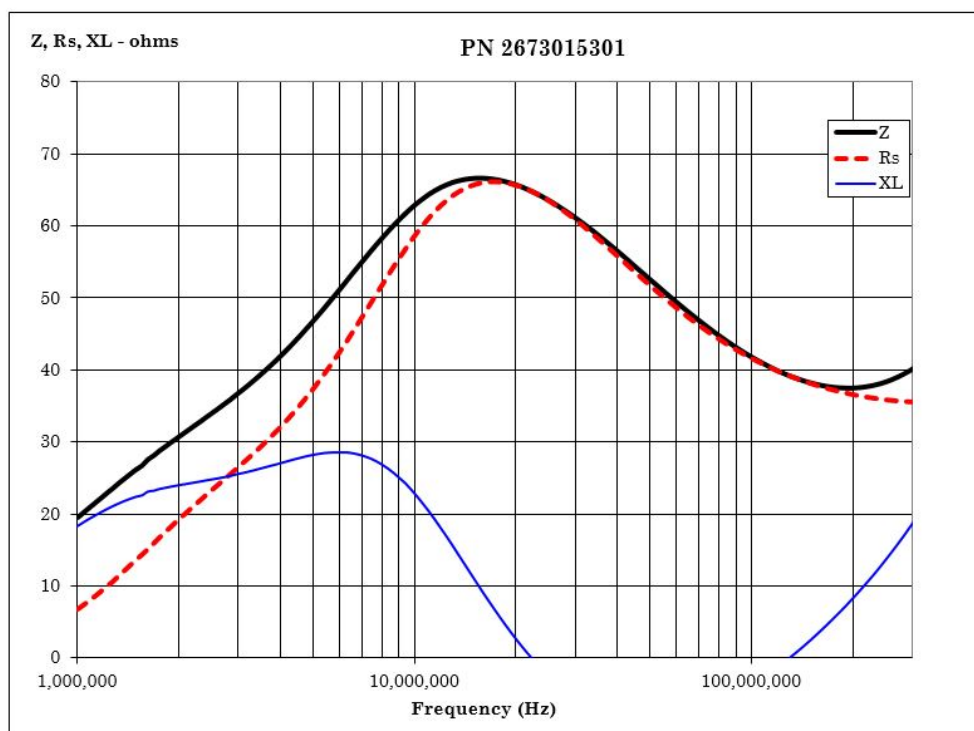
| Electrical Properties | |
|-----------------------|-----|
| H(Oe) | 1.5 |

Suppression beads are controlled for impedances only. Minimum impedance values are specified for the + marked frequencies. The minimum impedance is typically the listed impedance less 20%.

[Catalog Drawing](#)

Single turn impedance tests for 73 and 43 material beads are performed on the E4990A Impedance Analyzer. The 61 material beads are tested on the E4991A / HP4291B Impedance Analyzer. Beads are tested with the shortest practical wire length.

| Typical Impedance (Ω) | |
|--------------------------------|----|
| 1 MHz | 14 |
| 5 MHz | 34 |
| 10 MHz ⁺ | 41 |
| 25 MHz ⁺ | 54 |



[CSV Download](#)

Fair-Rite Products Corp. • One Commercial Row, Wallkill, New York 12589-0288
888-324-7748 • 845-895-2055 • Fax: 845-895-2629 • ferrites@fair-rite.com • www.fair-rite.com