

# EMI Suppression Beads

## (2643001501)

Part Number: 2643001501

### 43 SHIELD BEAD

#### Explanation of Part Numbers:

- Digits 1 & 2 = Product Class
- Digits 3 & 4 = Material Grade
- Last digit 1 = Not Burnished 2 = Burnished
- The last digit of the Parylene coated part is a "4," which is available upon request. The minimum coating thickness beads is 0.005 mm (0.0002").

Fair-Rite offers a broad selection of ferrite EMI suppression beads with guaranteed minimum impedance specifications.

Our "Shield Bead Kit" (part number 0199000019) contains a selection of these beads.

**For any EMI suppression bead requirement not listed here, feel free to contact our customer service for availability and pricing.**

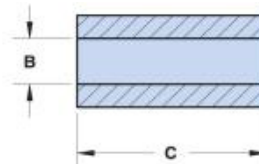
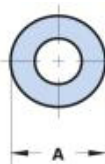
[Catalog Drawing](#)

[3D Model](#)

The C dimension, the bead length, can be modified to suit specific applications.

Weight: 0.1 (g)

Dim	mm	mm tol	nominal inch	inch misc.
A	3.5	±0.20	0.138	—
B	1.6	±0.10	0.063	—
C	3.25	±0.25	0.128	—



#### **Chart Legend**

+ Test frequency

- The column "H (Oe)" gives for each bead the calculated dc bias field in oersted for 1 turn and 1 ampere direct current. The actual dc H field in the application is this value of "H" times the actual

NI (ampere-turn) product. For the effect of the dc bias on the impedance of the bead material, see figures 18-23 in the application note [How to choose Ferrite Components for EMI Suppression](#).

Typical Impedance ( $\Omega$ )	
10 MHz	13
25 MHz <sup>+</sup>	22
100 MHz <sup>+</sup>	40
250 MHz	52

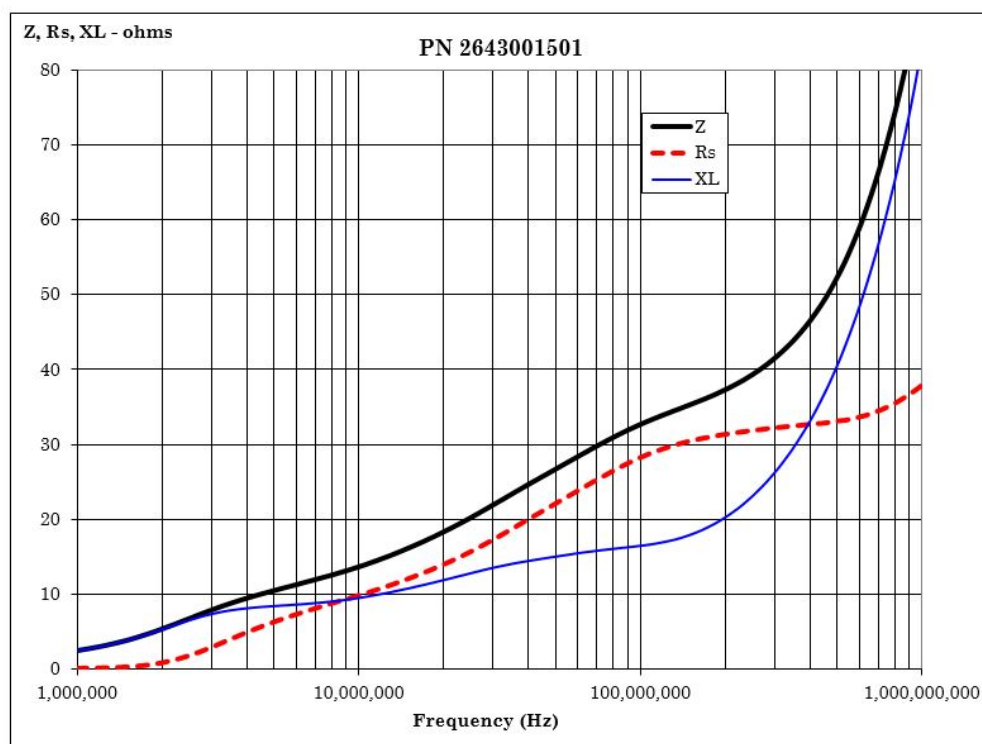
Electrical Properties	
H(Oe)	1.7

Suppression beads are controlled for impedances only. Minimum impedance values are specified for the + marked frequencies. The minimum impedance is typically the listed impedance less 20%.

### [Catalog Drawing](#)

Single turn impedance tests for 73 and 43 material beads are performed on the E4990A Impedance Analyzer. The 61 material beads are tested on the E4991A / HP4291B Impedance Analyzer. Beads are tested with the shortest practical wire length.

Typical Impedance ( $\Omega$ )	
10 MHz	13
25 MHz <sup>+</sup>	21
100 MHz <sup>+</sup>	35
250 MHz	50



### [CSV Download](#)

Fair-Rite Products Corp. • One Commercial Row, Wallkill, New York 12589-0288  
888-324-7748 • 845-895-2055 • Fax: 845-895-2629 • [ferrites@fair-rite.com](mailto:ferrites@fair-rite.com) • [www.fair-rite.com](http://www.fair-rite.com)