

Part Number: 2773004112

73 BEAD ON LEAD

Explanation of Part Numbers:

- Digits 1 & 2 = Product Class
- Digits 3 & 4 = Material Grade
- Last digit 1 = Bulk Packed 2 = Taped and Reeled

**Ferrite suppression beads are supplied assembled on tinned copper wire for automated circuit board assembly.**

- Wires are oxygen free high conductivity copper with 100% matte tin plating over a nickel undercoating. The resistance of the wire is 3.5 mOhm for the 22 AWG and 2.2 mOhm for the 20 AWG wire.

[Recommended Soldering Profile](#)

Packaging Options:

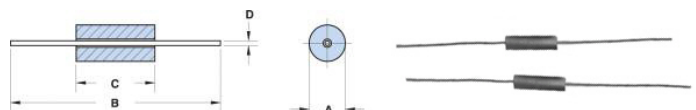
- Beads-on-leads can be supplied bulk packed. The last digit of bulk packed parts is a "1". Parts with a "2" as the last digit of the part number are supplied taped and reeled per IEC 60286-1 and EIA RS-296-F standards. Taped and reeled parts are supplied 4500 pieces on a 14" reel. Taping details: Component pitch 5 mm. Inside tape spacing 52.5 mm. Tape width 6 mm.
- Our "Bead-on-Lead Suppression Kit" (part number 0199000028) is available for prototype evaluation.

**For any bead-on lead requirement not listed here, feel free to contact our customer service group for availability and pricing.**

Weight: 0.5 (g)

| Dim | mm   | mm tol | nominal inch | inch misc. |
|-----|------|--------|--------------|------------|
| A   | 3.5  | ±0.25  | 0.138        | -          |
| B   | 62   | ±1.50  | 2.44         | -          |
| C   | 7.6  | ±0.30  | 0.299        | -          |
| D   | 0.65 | -      | 0            | 22 AWG     |

| Reel Information |          |               |                |                |
|------------------|----------|---------------|----------------|----------------|
| Tape Width mm    | Pitch mm | Parts 7" Reel | Parts 13" Reel | Parts 14" Reel |
| 6                | 5        | -             | -              | 4500           |



### Chart Legend

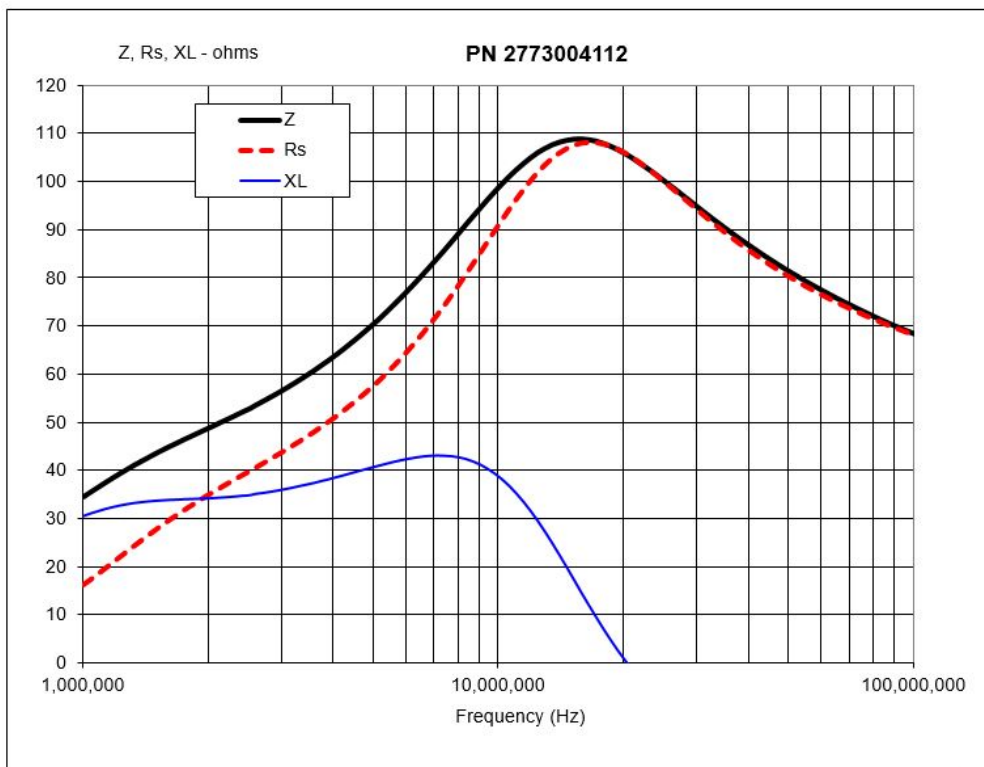
+ Test frequency

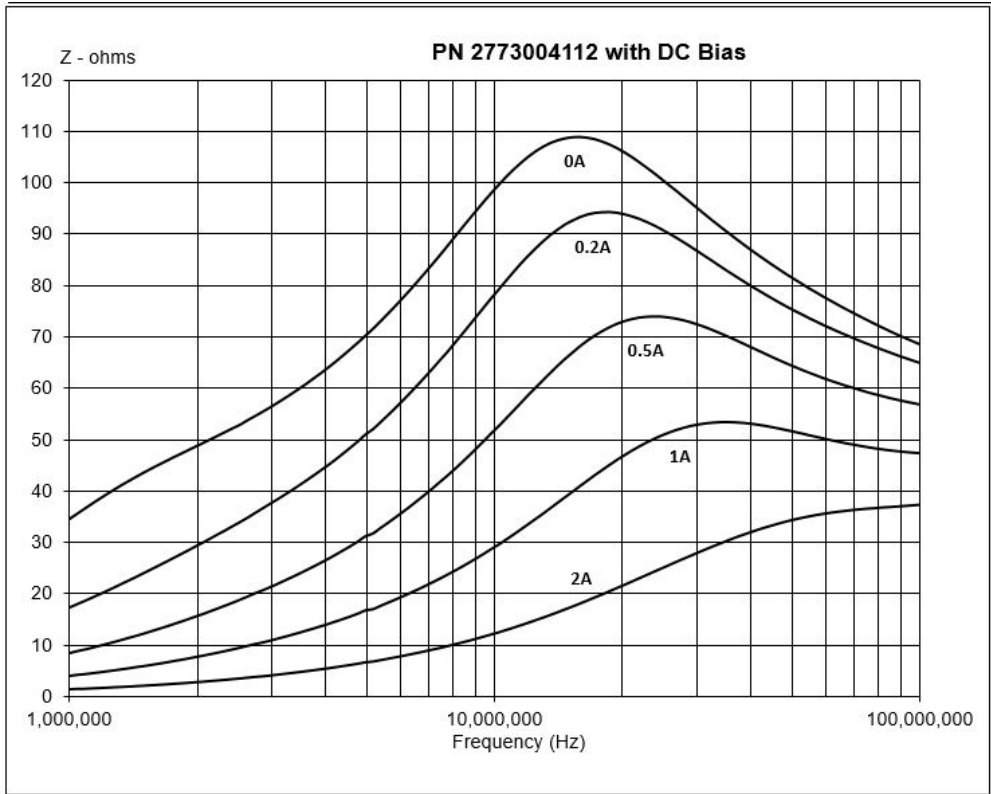
| Typical Impedance ( $\Omega$ ) |     |
|--------------------------------|-----|
| 1 MHz                          | 34  |
| 5 MHz                          | 71  |
| 10 MHz <sup>+</sup>            | 99  |
| 25 MHz <sup>+</sup>            | 100 |

Beads-on-leads are controlled for impedances only. Minimum impedance values are specified for the + marked frequencies. The minimum impedance is typically the listed impedance less 20%.

The impedance of the 73 & 43 beads-on-leads are measure on the E4990A Impedance Analyzer. The 61 beads-on-leads are tested for impedance on the E4991A / HP4291B Impedance Analyzer.

| Typical Impedance ( $\Omega$ ) |     |
|--------------------------------|-----|
| 1 MHz                          | 30  |
| 5 MHz                          | 69  |
| 10 MHz <sup>+</sup>            | 80  |
| 25 MHz <sup>+</sup>            | 100 |





[CSV Download](#)

Fair-Rite Products Corp. • One Commercial Row, Wallkill, New York 12589-0288

888-324-7748 • 845-895-2055 • Fax: 845-895-2629 • ferrites@fair-rite.com • www.fair-rite.com