

Part Number: 2512063017Y0

MULTI-LAYER CHIP BEAD



Fair-Rite offers a broad selection of cost effective multi-layer chip beads to suppress conducted EMI signals. Chip beads can be used in an array of devices such as cellular phones, computers, laptops, pagers, etc. The small package sizes accommodate automated placements and allow for a dense packaging of circuit boards.

Chip Beads are available in standard, high and GHz signal speeds.

[Recommended Soldering Profile](#)

Packaging Options:

-All multi-layer chip beads are supplied taped and reeled, if required bulk packed chip beads can be provided.

The suggested land patterns are in accordance to the latest revision of IPC-7351.

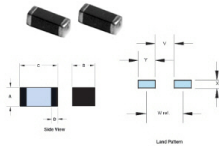
Weight: 0.03 (g)

Package Size: 1206 (3216)

Dim	mm	mm tol	nominal inch	inch misc.
A	1.1	±0.20	0.043	—
B	1.6	±0.20	0.063	—
C	3.2	±0.20	0.126	—
D	0.7	±0.30	0.028	—

Reel Information				
Tape Width mm	Pitch mm	Parts 7" Reel	Parts 13" Reel	Parts 14" Reel
8	4	3000	10000	—

Land Patterns				
V	W	X	Y	Z
1.20 (0.047")	2.80 (0.110")	1.80 (0.071")	1.60 (0.063")	-



Part Code	A	B	C	D	V1 (V)	Land Patterns			Part Information								
						V	X	Y	Case Length (mm)	Part Code	Part Code (2")	Part Code (3")					
0402 (1005)	0.5x0.05 0.050	0.5x0.05 0.050	1.0x0.05 0.240	0.25x0.15 0.015	0.002	0.40	1.30	0.70	0.30	0.016	0.051	0.028	0.020	8	4	10000	—
0603 (1608)	0.6x0.15 0.021	0.6x0.15 0.021	1.6x0.15 0.063	0.4x0.2 0.016	0.006	0.50	1.70	1.00	0.40	0.024	0.067	0.039	0.043	8	4	4000	10000
0805 (2012)	0.8x0.2 0.020	0.8x0.2 0.040	2.0x0.2 0.079	0.5x0.3 0.020	0.01	0.60	1.80	1.50	0.50	0.034	0.079	0.059	0.051	8	4	4000	10000
1206 (3216)	1.2x0.2 0.050	1.6x0.2 0.063	3.2x0.2 0.126	0.7x0.3 0.028	0.03	0.90	2.80	1.80	0.80	0.047	0.110	0.071	0.060	8	4	3000	10000
1806 (4516)	1.6x0.2 0.063	1.6x0.2 0.063	4.5x0.2 0.177	0.7x0.3 0.028	0.06	2.00	3.90	1.80	1.00	0.079	0.154	0.071	0.075	12	8	2000	10000
1812 (4532)	1.6x0.2 0.063	2.0x0.2 0.100	4.5x0.2 0.177	0.7x0.3 0.028	0.09	2.00	3.90	3.45	1.90	0.079	0.154	0.075	0.075	12	8	1000	5000

Chart Legend

+ Test frequency

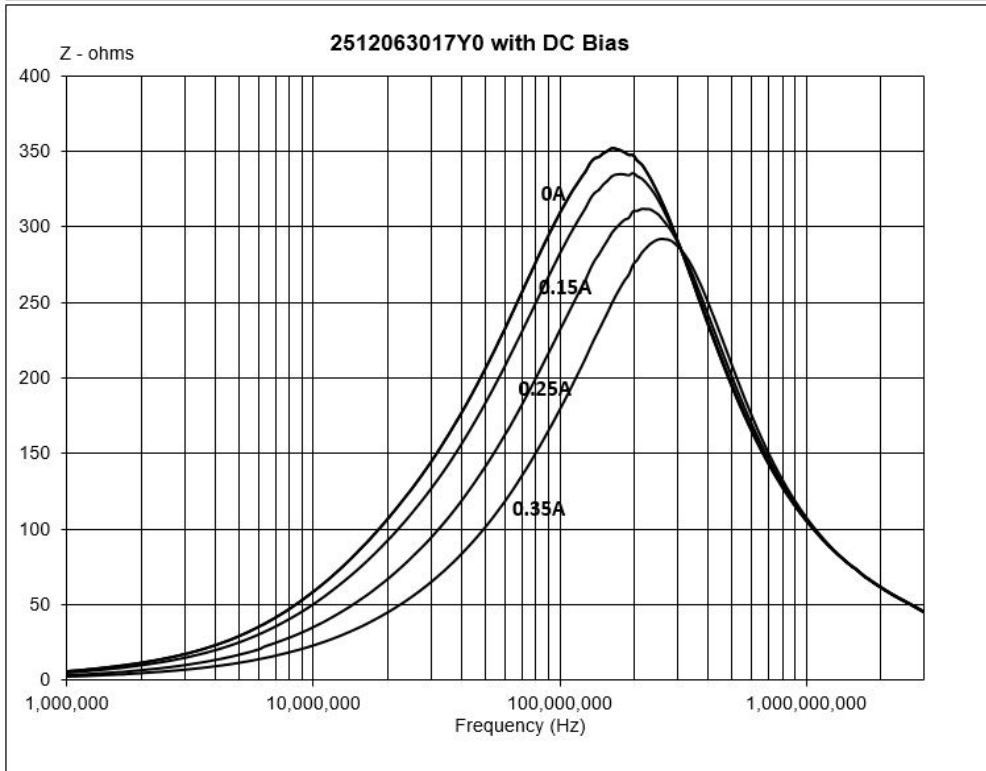
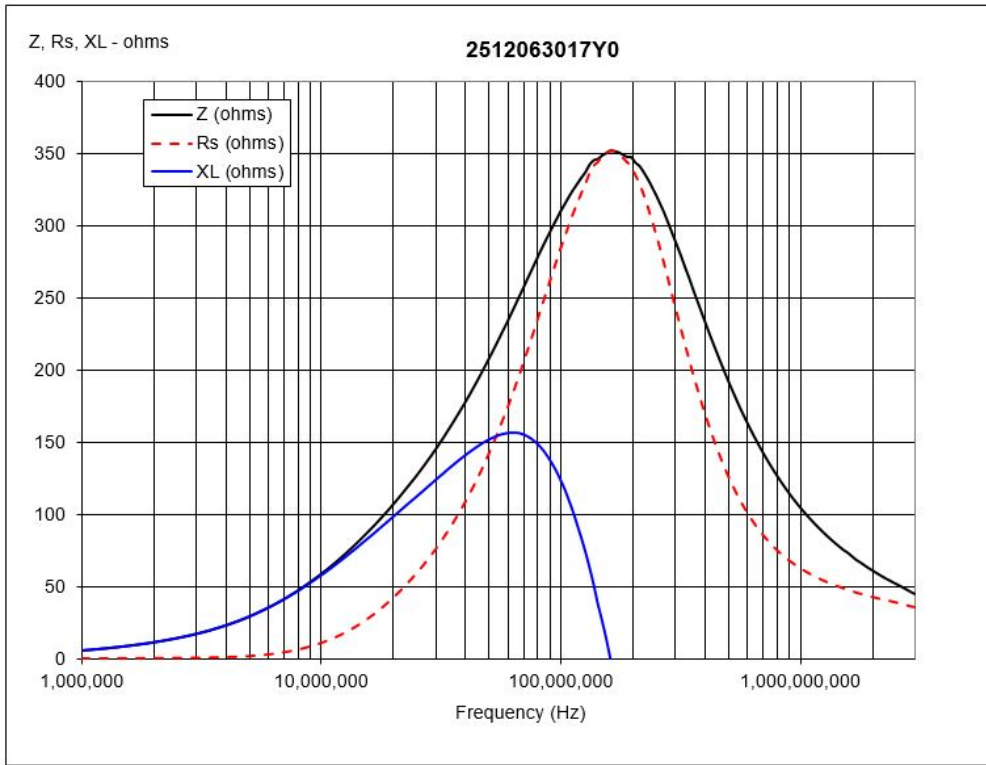
Typical Impedance (Ω)	
50 MHz	206
100 MHz ⁺	300 ±25%
500 MHz	190
1000 MHz ⁺	-

Electrical Properties	
Max DCR (Ω)	0.2
Max Current (mA)	350

The impedance values listed are typical values. The nominal impedance with a +/- 25% tolerance is specified for the + marked 100 MHz. Chip beads are measured for impedance on the HP 4291A and fixture HP 16192A.

Chip beads are 100% tested for impedance and dc resistance.

Typical Impedance (Ω)	
50 MHz	203
100 MHz ⁺	300 ±25%
500 MHz	233
1000 MHz ⁺	-



[CSV Download](#)

Fair-Rite Products Corp. • One Commercial Row, Wallkill, New York 12589-0288

888-324-7748 • 845-895-2055 • Fax: 845-895-2629 • ferrites@fair-rite.com • www.fair-rite.com