

Part Number: 2522195518G4

MULTI-LAYER CHIP BEAD



Fair-Rite offers a broad selection of cost effective multi-layer chip beads to suppress conducted EMI signals. Chip beads can be used in an array of devices such as cellular phones, computers, laptops, pagers, etc. The small package sizes accommodate automated placements and allow for a dense packaging of circuit boards.

Chip Beads are available in standard, high and GHz signal speeds.

[Recommended Soldering Profile](#)

Packaging Options:

-All multi-layer chip beads are supplied taped and reeled, if required bulk packed chip beads can be provided.

The suggested land patterns are in accordance to the latest revision of IPC-7351.

EIA Size (Metric Size)	component dimensions *				Wt (g)	Land Patterns **				Tape Width (mm)	Pitch (mm)	Parts/ 7" Reel	Parts/ 13" Reel
	A	B	C	D		V	W(ref)	X	Y				
0402 (1005)	0.5±0.05 0.020	0.5±0.05 0.020	1.0±0.05 0.040	0.25±0.15 0.010	0.002	0.40 0.016	1.30 0.051	0.70 0.028	0.90 0.035	8	4	10000	-
0603 (1608)	0.8±0.15 0.031	0.8±0.15 0.031	1.6±0.15 0.063	0.4±0.2 0.016	0.006	0.60 0.024	1.70 0.067	1.00 0.039	1.10 0.043	8	4	4000	10000
0805 (2012)	0.9±0.2 0.035	1.25±0.2 0.049	2.0±0.2 0.079	0.5±0.3 0.020	0.01	0.60 0.024	1.90 0.075	1.50 0.059	1.30 0.051	8	4	4000	10000
1206 (3216)	1.1±0.2 0.043	1.6±0.2 0.063	3.2±0.2 0.126	0.7±0.3 0.028	0.03	1.20 0.047	2.80 0.110	1.80 0.071	1.60 0.063	8	4	3000	10000
1806 (4516)	1.6±0.2 0.063	1.6±0.2 0.063	4.5±0.2 0.177	0.7±0.3 0.028	0.06	2.00 0.079	3.90 0.154	1.80 0.071	1.90 0.075	12	8	2000	10000
1812 (4532)	1.5±0.2 0.059	3.2±0.2 0.126	4.5±0.2 0.177	0.7±0.3 0.028	0.09	2.00 0.079	3.90 0.154	3.40 0.134	1.90 0.075	12	8	1000	5000
1813 (4532)	2.3±0.25 0.091	3.2±0.25 0.126	4.5±0.25 0.177	0.7±0.3 0.028	0.14	2.00 0.079	3.90 0.154	3.40 0.134	1.90 0.075	12	8	-	2500
2218 (5650)	1.8±0.25 0.071	5.08±0.25 0.200	5.59±0.51 0.220	0.76±0.35 0.030	0.21	3.00 0.118	6.10 0.240	5.60 0.220	3.10 0.122	12	8	-	2000
2219 (5650)	1.97±0.25 0.071	5.08±0.25 0.200	5.59±0.51 0.220	0.76±0.35 0.030	0.23	3.00 0.118	6.10 0.240	5.60 0.220	3.10 0.122	12	8	-	2000
2220 (5650)	3.2±0.25 0.126	5.08±0.25 0.200	5.59±0.51 0.220	0.76±0.35 0.030	0.38	3.00 0.118	6.10 0.240	5.60 0.220	3.10 0.122	12	8	-	2000
3312 (8530)	2.28±0.2 0.090	3.05±0.2 0.120	8.5±0.2 0.335	1.09±0.4 0.043	0.25	6.00 0.236	9.50 0.374	3.40 0.134	3.60 0.142	16	8	-	2500

* Fair-Rite sizes "1813", "2218" and "2219" are non standard thicknesses (A dimension).

** For Land Patterns: Fair-Rite's B dimension corresponds to the Land Pattern X dimension

** For Land Patterns: Fair-Rite's C dimension corresponds to the Land Pattern W dimension

Alternate Packaging / Reel Sizes, when available, are special order.

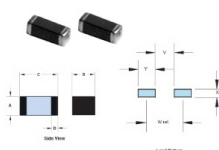
Weight: 0.23 (g)

Package Size: 2219 (5650)

Dim	mm	mm tol	nominal inch	inch misc.
A	1.97	±0.25	0.078	—
B	5.08	±0.25	0.200	—
C	5.59	±0.51	0.220	—
D	0.76	±0.35	0.030	—

Land Patterns				
V	W	X	Y	Z
3.00 (0.118")	6.10 (0.240")	5.60 (0.220")	3.10 (0.122")	—

Reel Information				
Tape Width mm	Pitch mm	Parts 7" Reel	Parts 13" Reel	Parts 14" Reel
12	8	-	2000	—



Part Size	A	B	C	D	Wt (g)	V	W (ref)	X	Y	Tape Width (mm)	Pitch (mm)	Parts 7" Reel	Parts 13" Reel
0402 (1005)	0.5±0.05	0.5±0.05	1.0±0.05	0.25±0.15	0.002	0.40	1.30	0.70	0.90	8	4	10000	—
0603 (1608)	0.8±0.15	0.8±0.15	1.6±0.15	0.4±0.2	0.006	0.60	1.70	1.00	1.10	8	4	4000	10000
0805 (2012)	0.9±0.2	1.25±0.2	2.0±0.2	0.5±0.3	0.01	0.60	1.90	1.50	1.30	8	4	4000	10000
1206 (3216)	1.1±0.2	1.6±0.2	3.2±0.2	0.7±0.3	0.03	1.20	2.80	1.80	1.60	8	4	3000	10000
1806 (4516)	1.6±0.2	1.6±0.2	4.5±0.2	0.7±0.3	0.06	2.00	3.90	1.80	1.90	12	8	2000	10000
1812 (4532)	1.5±0.2	3.2±0.2	4.5±0.2	0.7±0.3	0.09	2.00	3.90	3.40	1.90	12	8	1000	5000

Chart Legend

+ Test frequency

Typical Impedance (Ω)	
50 MHz	376
100 MHz ⁺	550 +/- 25%
500 MHz	556
1000 MHz ⁺	-

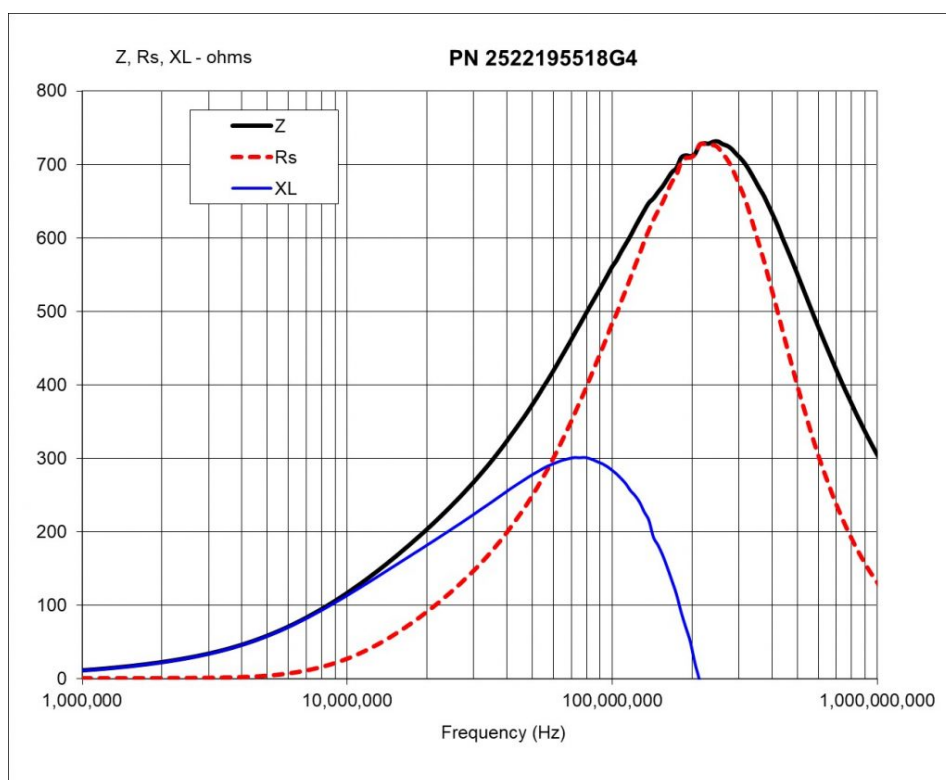
Electrical Properties	
Max DCR (Ω)	0.035

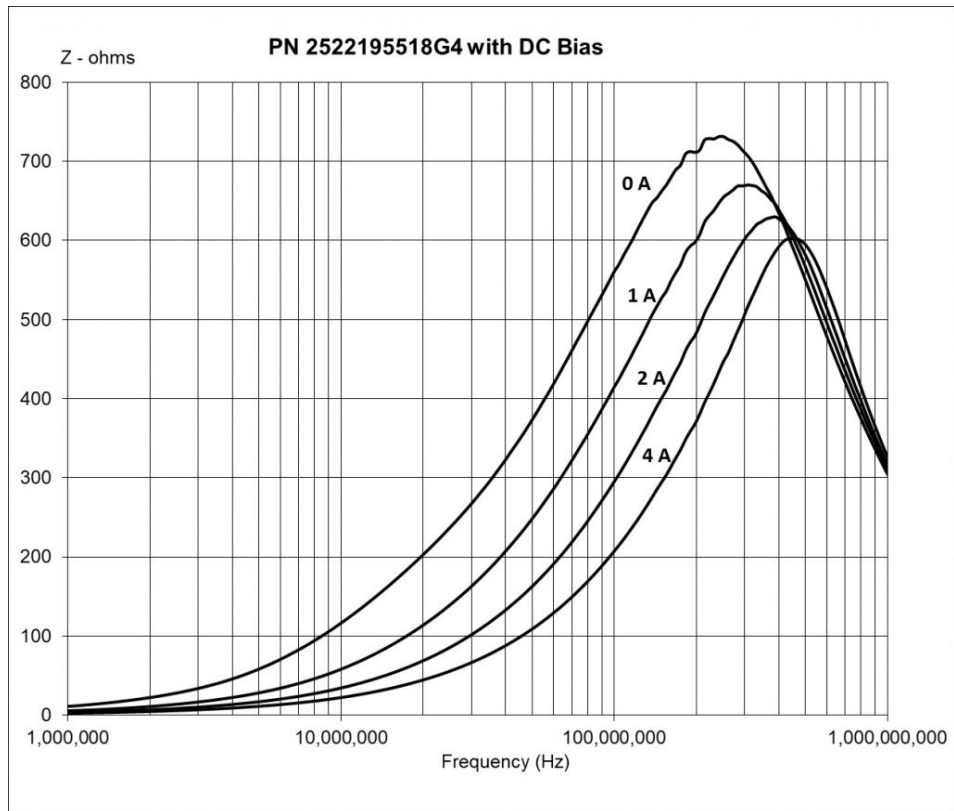
Electrical Properties	
Max Current (mA)	4000

The impedance values listed are typical values. The nominal impedance with a +/- 25% tolerance is specified for the + marked 100 MHz. Chip beads are measured for impedance on the HP 4291A and fixture HP 16192A.

Chip beads are 100% tested for impedance and dc resistance.

Typical Impedance (Ω)	
50 MHz	370
100 MHz ⁺	550
500 MHz	550
1000 MHz ⁺	300





Fair-Rite Products Corp. • One Commercial Row, Wallkill, New York 12589-0288

888-324-7748 • 845-895-2055 • Fax: 845-895-2629 • ferrites@fair-rite.com • www.fair-rite.com