

Flat Cable EMI Suppression Cores (2631163851)

Part Number: 2631163851

31 FULL FLAT CABLE CORE

Explanation of Part Numbers:

- Digits 1 & 2 = Product Class
- Digits 3 & 4 = Material Grade

Flat cable suppression core can accommodate multi-conductors flat cables, in widths from 12.7 mm (0.500) up to 77 mm (3.0). These flat cable cores are available in two ferrite material grades to reduce conducted EMI from 1 MHz to hundreds of MHz.

Our Expanded Cable & Suppressor Kit (part number 0199000005) contains a selection of these flat cable cores and clips.

Flat Cable Cores are available in selected sizes in the Flex Circuit & Ribbon Cable Core Kit (part number 0199000038).

Assembly clips are available for most of the split flat cable cores. See section Flat Cable Cores Assembly clips.

Weight: 51 (g)

Dim	mm	mm tol	nominal inch	inch misc.
A	38.1	±1.00	1.5	—
B	26.65	±0.75	1.05	—
C	25.4	±0.75	1	—
D	12.05	±0.40	0.475	—
E	1.9	±0.40	0.075	—

Cable Information			
Max Diameter	Max Dimension	Solid Equivalent	Flat Cable Cores
00	25.90 x 1.50	—	-

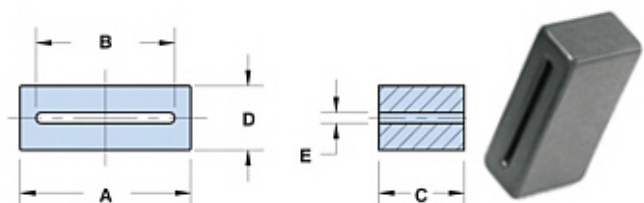


Figure 3

Chart Legend

+ Test frequency

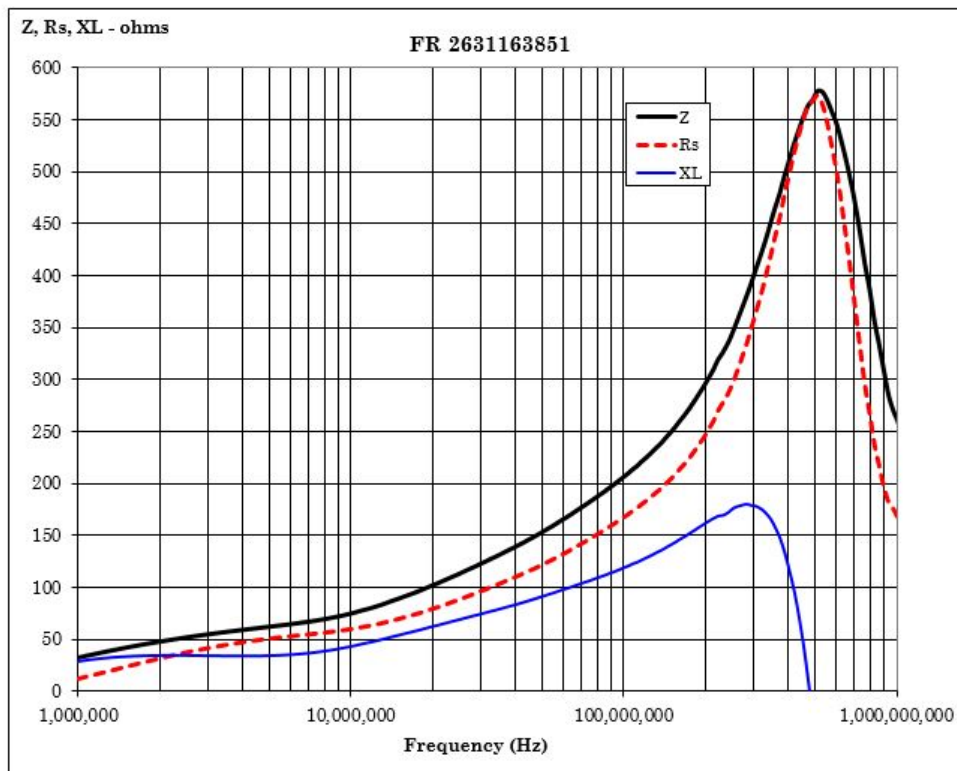
• For assembly clips see Flat Cable Cores Assembly Clips

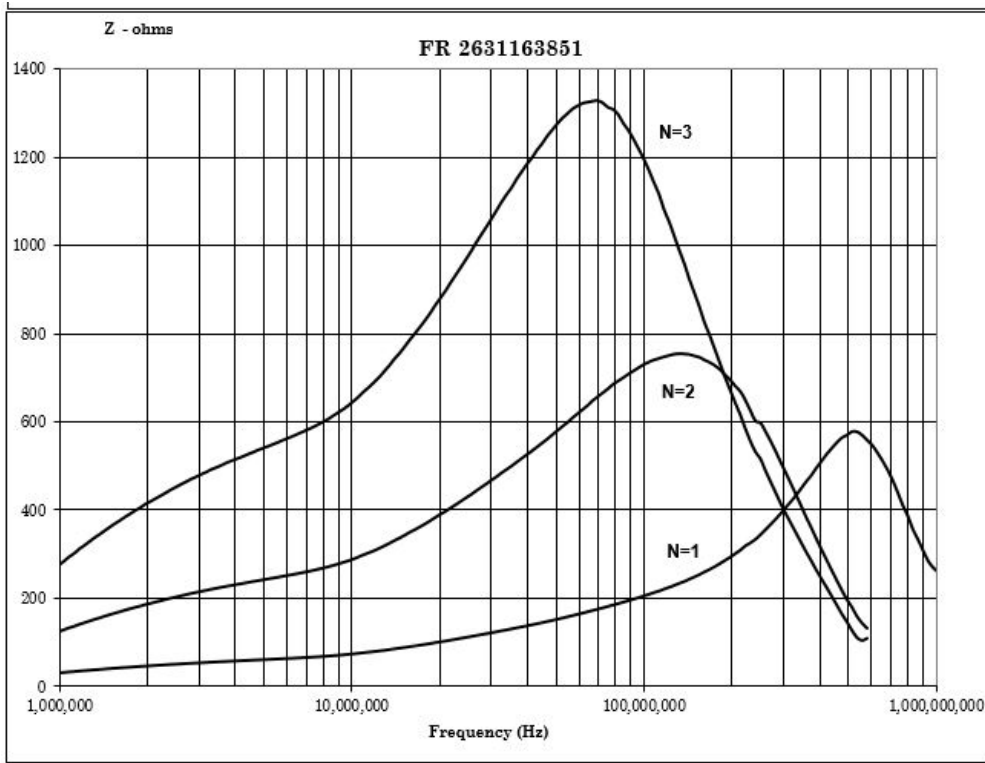
Typical Impedance (Ω)	
1 MHz	32
5 MHz	61
10 MHz ⁺	74
25 MHz ⁺	112
100 MHz ⁺	205
250 MHz	343

Flat cable suppression cores, split or single cores, are controlled for impedances only. Minimum impedance values are specified for the + marked frequencies. The minimum impedance is typically the listed impedance less 20%.

Centered, single turn impedance tests for the 31 and 43 material parts are performed on the E4990A Impedance Analyzer. All tests are made with the shortest practical wire length.

Typical Impedance (Ω)	
1 MHz	20
5 MHz	52
10 MHz ⁺	68
25 MHz ⁺	112
100 MHz ⁺	240
250 MHz	440





[CSV Download](#)

Fair-Rite Products Corp. • One Commercial Row, Wallkill, New York 12589-0288

888-324-7748 • 845-895-2055 • Fax: 845-895-2629 • ferrites@fair-rite.com • www.fair-rite.com